



MECHANICAL PUMP INSTALLATION
*We use our mechanical water pump on all car applications.
All truck kits use a Bosch Mag Drive pump due to space limitations.*




Remove the plastic cap on the nose of the engine water pump.



Bolt the intercooler water pump to the nose of the engine water pump with the supplied bolts.



View of the water pump under the alternator.



View of the water pump and hoses in a typical install.

Click [HERE](#) to return to the Supercharger Info Page